

MEGATRONIX

ACCESSORIES AND INSTALLATION PRODUCTS

5-CHANNEL REMOTE CONVENIENCE KIT



CP500 PROGRAMMABLE

2-DOOR POWER DOOR LOCK KIT



DAKIT2 2 DOOR KIT

4-DOOR CENTRAL DOOR LOCK KIT



DAKIT4 4 DOOR KIT

POWER DOOR LOCK ACTUATOR



DA2 2 WIRE ACTUATOR
DA5 5 WIRE ACTUATOR

DOOR LOCK MODULE



DAKM ACTIVATED -VE PULSE

DOOR LOCK MODULE



DM802 ACTIVATED -VE OUTPUT

MICROWAVE RADAR SENSOR



RDL1 SINGLE INTERIOR ZONE

GLASS BREAK AUDIO SENSOR



GS2 DUAL STAGE TRIGGER

PIEZOELECTRIC SENSOR



EPZ2 SINGLE ADJUST
ES2 DUAL ADJUST

MECHANICAL SENSOR



CSP REMOVABLE BRACKET

MOTION TILT SENSOR



MDP ADJUSTABLE SENSITIVITY

KNOCK PAGING SENSOR



KPS WINDSHIELD MOUNT

MECHANICAL HOOD LOCK



HL5 5 FOOT HOOD LOCK
HL6 6 FOOT HOOD LOCK
HL7 7 FOOT HOOD LOCK

TRANSPONDER IMMOBILIZER



TP34
2 ANTI-CODE GRABBING TAGS
3-POINTS OF INTERRUPTION
SIREN OUTPUT AND STATUS LED

ILLUMINATED KEYPAD IMMOBILIZER



KP20
PROGRAMMABLE 4 - 6 DIGIT CODE
UP TO 1,000,000 POSSIBLE CODES
HORN HONK AND VALET MODE

PASSIVE IMMOBILIZER



SKS
SECRET DISARM SWITCH INPUT
STATUS LED AND VALET SWITCH
SIREN OR HORN HONK OUTPUT

WINDOW MODULE



WT2 2 WINDOW

SHAVED DOOR HANDLE KIT



DSP 50LBS SOLENOID

TRUNK RELEASE KIT



TRM 15LBS SOLENOID


DOOR POPPER



SDP STAINLESS STEEL

SPEAKER WIRE		PRIMARY WIRE		CABLE TIE		SPLIT LOOM TUBING	
 <p>CLEAR JACKET</p> <p>STRAND</p> <p>WS181000 18GA 1000' 32 WS16500 16GA 500' 40</p>		 <p>BLACK OR RED STRAND</p> <p>WP18500 18GA 500' 28 WP16500 16GA 500' 38 WP14500 14GA 500' 45 WP12500 12GA 500' 54 WP10250 10GA 250' 60 WP08250 8GA 250' 68</p>		 <p>COLOR</p> <p>CT4 4" 18LBS WHITE, BLACK CT6 6" 40LBS WHITE, BLACK CT8 8" 40LBS WHITE, BLACK CT11 11" 50LBS WHITE, BLACK CT14 14" 50LBS WHITE, BLACK</p>		 <p>T18 BLACK 1/8" T14 BLACK 1/4" T38 BLACK 3/8" T12 BLACK 1/2" T58 BLACK 5/8" T34 BLACK 3/4" T10 BLACK 1"</p>	
ATC FUSE HOLDER		AGC FUSE HOLDER		FUSE TAP		FUSE	
 <p>BLACK OR RED</p> <p>GAUGE</p> <p>FHB18C 18 FHB16C 16 FHB14C 14 FHB12C 12 FHB10C 10</p>		 <p>BLACK OR RED</p> <p>GAUGE</p> <p>FHL18 SNAP-CAP 18 FHL16 SNAP-CAP 16 FHG14 SCREW-CAP 14</p>		 <p>AGC TYPE ATC TYPE</p> <p>FTAGC AGC TYPE FTATC ATC TYPE</p>		 <p>AGC 1, 3, 5, 10, 15, 20, 25, 30A ATC 5, 10, 15, 20, 25, 30A ATM 5, 10, 15, 20, 25, 30A</p>	
CIRCUIT BREAKER		RELAY		STARTER KILL RELAY SOCKET		UNIVERSAL RELAY SOCKET	
 <p>AUTO RESET</p> <p>CBC8 8AMP, SCREW STUDS UCB10 10AMP, FLAT STUDS</p>		 <p>FR FLASHER RLY30 PLASTIC TAB 20/30A RLY45 12V METAL TAB 30/40A RLY55 24V METAL TAB 30/40A</p>		 <p>WITH DIODE</p> <p>SKT3 12 INCH 3 WIRE SKT4 12 INCH 4 WIRE SKT3HD 18 INCH 3 WIRE 10GA</p>		 <p>L = INTERLOCKING</p> <p>SKT5 6, 12, 18, 24 INCHES SKT5L 6, 12, 18, 24 INCHES</p>	
PHILLIPS WASHER HEAD SCREW		PHILLIPS PAN HEAD SCREW		PHILLIPS WASHER HEAD SCREW		PHILLIPS PAN HEAD SCREW	
 <p>SELF TAPPING</p> <p>PWT812 BLACK OXIDE 8 X 1/2" PWT834 BLACK OXIDE 8 X 3/4" PWT810 BLACK OXIDE 8 X 1" SWT812 STAINLESS 8 X 1/2"</p>		 <p>SELF TAPPING</p> <p>PPT812 BLACK OXIDE 8 X 1/2" PPT834 BLACK OXIDE 8 X 3/4" PPT810 BLACK OXIDE 8 X 1"</p>		 <p>SUPER SHARP</p> <p>PW812 BLACK OXIDE 8 X 1/2" PW834 BLACK OXIDE 8 X 3/4" PW810 BLACK OXIDE 8 X 1"</p>		 <p>PP812 BLACK OXIDE 8 X 1/2" PP834 BLACK OXIDE 8 X 3/4" PP810 BLACK OXIDE 8 X 1" PP815 BLACK OXIDE 8 X 1 1/2" PP820 BLACK OXIDE 8 X 2"</p>	
PHILLIPS PAN HEAD PLASTITE SCREW		DRYWALL SCREW		STEADY LED		FLASHING LED	
 <p>PA458 BLACK OXIDE 4 X 5/8" PA612 BLACK OXIDE 6 X 1/2" PA658 BLACK OXIDE 6 X 5/8"</p>		 <p>DW610 BLACK OXIDE 6 X 1" DW615 BLACK OXIDE 6 X 1 1/2" DW620 BLACK OXIDE 6 X 2"</p>		 <p>BLR BLUE 3V, PLUG BLW BLUE 3V, MINI PLUG LED RED 3V, NO PLUG LEDR RED 3V, PLUG LEDW RED 3V, MINI PLUG</p>		 <p>MLEDA AMBER 12V, FLASHING MLEDB BLUE 12V, FLASHING MLEDG GREEN 12V, FLASHING MLEDR RED 12V, FLASHING</p>	
ALKALINE BATTERY		LITHIUM ION BATTERY		LED & VALET SWITCH		VALET SWITCH	
 <p>12 VOLT</p> <p>BATP23A 5-PACK CARDED BATP27A 5-PACK CARDED</p>		 <p>3 VOLT</p> <p>CR1620 5-PACK CARDED CR2016 5-PACK CARDED CR2025 5-PACK CARDED CR2032 5-PACK CARDED</p>		 <p>LDVP BLUE LED PUSH LDVT RED LED TOGGLE</p>		 <p>PBM N/O PUSH PBMP N/O PUSH WITH PLUG PBMPS N/O PUSH WITH PLUG TS TOGGLE TSP TOGGLE WITH PLUG</p>	

NYLON STRAIGHT BUTT CONNECTOR

1X & 2X CRIMP		
		GAUGE
NBM	YELLOW	26-24
NBR	RED	22-18
NBB	BLUE	16-14
NBY	YELLOW	12-10

NYLON FLARED BUTT CONNECTOR

		
		GAUGE
NBRF	RED	22-18
NBBF	BLUE	16-14
NBYF	YELLOW	12-10

VINYL FLARED BUTT CONNECTOR

		8, 6, & 4 GAUGE
		GAUGE
VBR	RED	22-18
VBB	BLUE	16-14
VBY	YELLOW	12-10


HEAT SHRINK BUTT CONNECTOR

		
		GAUGE
NBMHS	YELLOW	26-24
NBRHS	RED	22-18
NBBHS	BLUE	16-14
NBYHS	YELLOW	12-10
NB8RHS	RED	8


CRIMP CAP

		
		GAUGE
CC16	WHITE	16-14
CC12	WHITE	12-10
CC8	WHITE	8-6

NYLON FEMALE DISCONNECT

1X & 2X CRIMP		
		GAUGE
NFDR	RED	22-18
NFDB	BLUE	16-14
NFDY	YELLOW	12-10

NYLON MALE DISCONNECT

1X & 2X CRIMP		
		GAUGE
NMDR	RED	22-18
NMDB	BLUE	16-14
NMDY	YELLOW	12-10

VINYL FEMALE DISCONNECT

		
		GAUGE
VFFDR	RED	22-18
VFFDB	BLUE	16-14
VFFDY	YELLOW	12-10

VINYL FEMALE DISCONNECT

		
		GAUGE
VFDR	RED	22-18
VFDB	BLUE	16-14
VFDB187	BLUE .187	16-14
VFDB110	BLUE .110	16-14
VF DY	YELLOW	12-10

VINYL MALE DISCONNECT

		
		GAUGE
VMDR	RED	22-18
VMDB	BLUE	16-14
VMDY	YELLOW	12-10


NYLON BULLET CONNECTOR

		
		GAUGE
BNFR	RED FEMALE	22-18
BNMR	RED MALE	22-18
BNFB	BLUE FEMALE	16-14
BNMB	BLUE MALE	16-14

VINYL BULLET CONNECTOR

		
		GAUGE
BVFR	RED FEMALE	22-18
BVMR	RED MALE	22-18
BVFB	BLUE FEMALE	16-14
BVMB	BLUE MALE	16-14


RING TERMINAL

		
		GAUGE
RR8	RED # 8	22-18
RR10	RED # 10	22-18
RB8	BLUE # 8	16-14
RB10	BLUE # 10	16-14
RB14	BLUE 1/4"	16-14
RB56	BLUE 5/16"	16-14
RB38	BLUE 3/8"	16-14


RING TERMINAL

		8, 6, & 4 GAUGE
		GAUGE
RY8	YELLOW # 8	12-10
RY10	YELLOW # 10	12-10
RY14	YELLOW 1/4"	12-10
RY56	YELLOW 5/16"	12-10
RY38	YELLOW 3/8"	12-10
RY12	YELLOW 1/2"	12-10


SPADE TERMINAL

		
		GAUGE
SR8	RED #8	22-18
SB8	BLUE #8	16-14
SY8	YELLOW #8	12-10


QUICK SPLICE

		
		GAUGE
QSR	RED	22-18
QSB	BLUE	16-14
QSY	YELLOW	12-10

T-TAP CONNECTOR

		
		GAUGE
TTR	RED	22-18
TTB	BLUE	16-14
TTY	YELLOW	12-10

DIODE AND RESISTOR

		
D1A	DIODE	1AMP
D3A	DIODE	3AMP
D6A	DIODE	6AMP
RES	RESISTOR	VARIES

3M FEMALE DISCONNECT

		
		GAUGE
3M71FN	RED	22-18
3M72FN	BLUE	16-14
3M73FN	YELLOW	12-10


3M MALE DISCONNECT

		
		GAUGE
3M71MN	RED	22-18
3M72MN	BLUE	16-14
3M73MN	YELLOW	12-10

3M SCOTCHLOK

		
		GAUGE
3M558	PINK	22-16
3M902	BROWN	18-14, 12-10

3M SCOTCHLOK

		
		GAUGE
3M801	BLUE	16-14
3M905	RED	22-18, 18-14


3M T-TAP

		
		GAUGE
3M951	RED	22-18
3M952	BLUE	16-14
3M953	YELLOW	12-10

3M TAPE

		
3M1400		3/4" X 60 FEET

RANGE EXTENDER ANTENNA



GPSANT GPS SMA
MPANT PAGER MOTO
RSANT ALARM RCA

ALARM WALL MOUNT DISPLAY



DISP ALARM DISPLAY

15-WATT ALARM SIREN



SC615 SIX TONE SIREN

20-WATT ALARM SIREN



SA120 ONE TONE MINI SIREN

BACKUP BATTERY SIREN



NBS6 20-WATT MINI SIREN

PIEZOE SIREN



PZ1 CONE SHAPE SIREN
PZ9 SQUARE SHAPE SIREN

AIR HORN SYSTEM



AH2 SUPER LOUD

BEEPER




BP CONTINUOUS OUTPUT

VAN DOOR SWITCH



VDSF SLIDING DOOR SWITCH

FLANGE-MOUNT PIN SWITCH



DS FLANGE MOUNT 1 1/8"
VPS VERTICAL MOUNT 1 1/2"

BRASS PIN SWITCH



ADJUSTABLE
PSG2 PIN SWITCH W/ NUT 2"
PSG3 PIN SWITCH W/ NUT 2 5/8"

METAL PIN SWITCH



PSM2 PIN SWITCH 2"
PSM3 PIN SWITCH 2 5/8"

SUPER PIN SWITCH



HEAVY DUTY
ADJUSTABLE
HS PIN SWITCH W/ NUT 2 3/4"

PLUNGER PIN SWITCH



HEAVY DUTY
ADJUSTABLE
PS15 PIN SWITCH W/ NUT 2"

NYLON PIN SWITCH




ADJUSTABLE
PSP PIN SWITCH 2 1/2"

PIN SWITCH BRACKET



SAB ANGLE BRACKET
SFB FLAT BRACKET

MAGNET SWITCH




MGT N/C OR N/O

TILT SWITCH




MCS ADJUSTABLE BRACKET

ROUND ACE KEY AND LOCK



RKL ON / OFF SWITCH

KEY CHAIN



KCQD
KC METAL COLOR
KCG GOLD COLOR
KCQD QUICK DISCONNECT