

# MEGATRONIX

## ACCESSORIES AND INSTALLATION PRODUCTS

### 5-CHANNEL REMOTE CONVENIENCE KIT



**CP500** PROGRAMMABLE

### 2-DOOR POWER DOOR LOCK KIT



**DAKIT2** 2 DOOR KIT

### 4-DOOR CENTRAL DOOR LOCK KIT



**DAKIT4** 4 DOOR KIT

### POWER DOOR LOCK ACTUATOR



**DA2** 2 WIRE ACTUATOR  
**DA5** 5 WIRE ACTUATOR

### DOOR LOCK MODULE



**DAKM** ACTIVATED -VE PULSE

### DOOR LOCK MODULE



**DM802** ACTIVATED -VE OUTPUT

### MICROWAVE RADAR SENSOR



**RDL1** SINGLE INTERIOR ZONE

### GLASS BREAK AUDIO SENSOR



**GS2** DUAL STAGE TRIGGER

### PIEZOELECTRIC SENSOR



**EPZ2** SINGLE ADJUST  
**ES2** DUAL ADJUST

### MECHANICAL SENSOR



**CSP** REMOVABLE BRACKET

### MOTION TILT SENSOR



**MDP** ADJUSTABLE SENSITIVITY

### KNOCK PAGING SENSOR



**KPS** WINDSHIELD MOUNT

### MECHANICAL HOOD LOCK



**HL5** 5 FOOT HOOD LOCK  
**HL6** 6 FOOT HOOD LOCK  
**HL7** 7 FOOT HOOD LOCK

### TRANSPONDER IMMOBILIZER



**TP34**  
2 ANTI-CODE GRABBING TAGS  
3-POINTS OF INTERRUPTION  
SIREN OUTPUT AND STATUS LED

### ILLUMINATED KEYPAD IMMOBILIZER



**KP20**  
PROGRAMMABLE 4 - 6 DIGIT CODE  
UP TO 1,000,000 POSSIBLE CODES  
HORN HONK AND VALET MODE

### PASSIVE IMMOBILIZER



**SKS**  
SECRET DISARM SWITCH INPUT  
STATUS LED AND VALET SWITCH  
SIREN OR HORN HONK OUTPUT

### WINDOW MODULE



**WT2** 2 WINDOW

### SHAVED DOOR HANDLE KIT



**DSP** 50LBS SOLENOID

### TRUNK RELEASE KIT



**TRM** 15LBS SOLENOID


### DOOR POPPER



**SDP** STAINLESS STEEL

SPEAKER WIRE		PRIMARY WIRE		CABLE TIE		SPLIT LOOM TUBING	
 <p><b>CLEAR JACKET</b></p> <p><b>STRAND</b></p> <p><b>WS181000</b> 18GA 1000' 32 <b>WS16500</b> 16GA 500' 40</p>		 <p><b>BLACK OR RED STRAND</b></p> <p><b>WP18500</b> 18GA 500' 28 <b>WP16500</b> 16GA 500' 38 <b>WP14500</b> 14GA 500' 45 <b>WP12500</b> 12GA 500' 54 <b>WP10250</b> 10GA 250' 60 <b>WP08250</b> 8GA 250' 68</p>		 <p><b>COLOR</b></p> <p><b>CT4</b> 4" 18LBS WHITE, BLACK <b>CT6</b> 6" 40LBS WHITE, BLACK <b>CT8</b> 8" 40LBS WHITE, BLACK <b>CT11</b> 11" 50LBS WHITE, BLACK <b>CT14</b> 14" 50LBS WHITE, BLACK</p>		 <p><b>T18</b> BLACK 1/8" <b>T14</b> BLACK 1/4" <b>T38</b> BLACK 3/8" <b>T12</b> BLACK 1/2" <b>T58</b> BLACK 5/8" <b>T34</b> BLACK 3/4" <b>T10</b> BLACK 1"</p>	
ATC FUSE HOLDER		AGC FUSE HOLDER		FUSE TAP		FUSE	
 <p><b>BLACK OR RED</b></p> <p><b>GAUGE</b></p> <p><b>FHB18C</b> 18 <b>FHB16C</b> 16 <b>FHB14C</b> 14 <b>FHB12C</b> 12 <b>FHB10C</b> 10</p>		 <p><b>BLACK OR RED</b></p> <p><b>GAUGE</b></p> <p><b>FHL18</b> SNAP-CAP 18 <b>FHL16</b> SNAP-CAP 16 <b>FHG14</b> SCREW-CAP 14</p>		 <p><b>AGC TYPE</b> <b>ATC TYPE</b></p> <p><b>FTAGC</b> AGC TYPE <b>FTATC</b> ATC TYPE</p>		 <p><b>AGC</b> 1, 3, 5, 10, 15, 20, 25, 30A <b>ATC</b> 5, 10, 15, 20, 25, 30A <b>ATM</b> 5, 10, 15, 20, 25, 30A</p>	
CIRCUIT BREAKER		RELAY		STARTER KILL RELAY SOCKET		UNIVERSAL RELAY SOCKET	
 <p><b>AUTO RESET</b></p> <p><b>CBC8</b> 8AMP, SCREW STUDS <b>UCB10</b> 10AMP, FLAT STUDS</p>		 <p><b>FR</b> FLASHER <b>RLY30</b> PLASTIC TAB 20/30A <b>RLY45</b> 12V METAL TAB 30/40A <b>RLY55</b> 24V METAL TAB 30/40A</p>		 <p><b>WITH DIODE</b></p> <p><b>SKT3</b> 12 INCH 3 WIRE <b>SKT4</b> 12 INCH 4 WIRE <b>SKT3HD</b> 18 INCH 3 WIRE 10GA</p>		 <p><b>L = INTERLOCKING</b></p> <p><b>SKT5</b> 6, 12, 18, 24 INCHES <b>SKT5L</b> 6, 12, 18, 24 INCHES</p>	
PHILLIPS WASHER HEAD SCREW		PHILLIPS PAN HEAD SCREW		PHILLIPS WASHER HEAD SCREW		PHILLIPS PAN HEAD SCREW	
 <p><b>SELF TAPPING</b></p> <p><b>PWT812</b> BLACK OXIDE 8 X 1/2" <b>PWT834</b> BLACK OXIDE 8 X 3/4" <b>PWT810</b> BLACK OXIDE 8 X 1" <b>SWT812</b> STAINLESS 8 X 1/2"</p>		 <p><b>SELF TAPPING</b></p> <p><b>PPT812</b> BLACK OXIDE 8 X 1/2" <b>PPT834</b> BLACK OXIDE 8 X 3/4" <b>PPT810</b> BLACK OXIDE 8 X 1"</p>		 <p><b>SUPER SHARP</b></p> <p><b>PW812</b> BLACK OXIDE 8 X 1/2" <b>PW834</b> BLACK OXIDE 8 X 3/4" <b>PW810</b> BLACK OXIDE 8 X 1"</p>		 <p><b>PP812</b> BLACK OXIDE 8 X 1/2" <b>PP834</b> BLACK OXIDE 8 X 3/4" <b>PP810</b> BLACK OXIDE 8 X 1" <b>PP815</b> BLACK OXIDE 8 X 1 1/2" <b>PP820</b> BLACK OXIDE 8 X 2"</p>	
PHILLIPS PAN HEAD PLASTITE SCREW		DRYWALL SCREW		STEADY LED		FLASHING LED	
 <p><b>PA458</b> BLACK OXIDE 4 X 5/8" <b>PA612</b> BLACK OXIDE 6 X 1/2" <b>PA658</b> BLACK OXIDE 6 X 5/8"</p>		 <p><b>DW610</b> BLACK OXIDE 6 X 1" <b>DW615</b> BLACK OXIDE 6 X 1 1/2" <b>DW620</b> BLACK OXIDE 6 X 2"</p>		 <p><b>BLR</b> BLUE 3V, PLUG <b>BLW</b> BLUE 3V, MINI PLUG <b>LED</b> RED 3V, NO PLUG <b>LEDR</b> RED 3V, PLUG <b>LEDW</b> RED 3V, MINI PLUG</p>		 <p><b>MLEDA</b> AMBER 12V, FLASHING <b>MLEDB</b> BLUE 12V, FLASHING <b>MLEDG</b> GREEN 12V, FLASHING <b>MLEDR</b> RED 12V, FLASHING</p>	
ALKALINE BATTERY		LITHIUM ION BATTERY		LED & VALET SWITCH		VALET SWITCH	
 <p><b>12 VOLT</b></p> <p><b>BATP23A</b> 5-PACK CARDED <b>BATP27A</b> 5-PACK CARDED</p>		 <p><b>3 VOLT</b></p> <p><b>CR1620</b> 5-PACK CARDED <b>CR2016</b> 5-PACK CARDED <b>CR2025</b> 5-PACK CARDED <b>CR2032</b> 5-PACK CARDED</p>		 <p><b>LDVP</b> BLUE LED PUSH <b>LDVT</b> RED LED TOGGLE</p>		 <p><b>PBM</b> N/O PUSH <b>PBMP</b> N/O PUSH WITH PLUG <b>PBMPS</b> N/O PUSH WITH PLUG <b>TS</b> TOGGLE <b>TSP</b> TOGGLE WITH PLUG</p>	

### NYLON STRAIGHT BUTT CONNECTOR

<b>1X &amp; 2X CRIMP</b>		
		GAUGE
<b>NBM</b>	YELLOW	26-24
<b>NBR</b>	RED	22-18
<b>NBB</b>	BLUE	16-14
<b>NBY</b>	YELLOW	12-10


### NYLON FLARED BUTT CONNECTOR

		
		GAUGE
<b>NBRF</b>	RED	22-18
<b>NBBF</b>	BLUE	16-14
<b>NBYF</b>	YELLOW	12-10

### VINYL FLARED BUTT CONNECTOR

		<b>8, 6, &amp; 4 GAUGE</b>
		GAUGE
<b>VBR</b>	RED	22-18
<b>VBB</b>	BLUE	16-14
<b>VBY</b>	YELLOW	12-10


### HEAT SHRINK BUTT CONNECTOR

		GAUGE
<b>NBMHS</b>	YELLOW	26-24
<b>NBRHS</b>	RED	22-18
<b>NBBHS</b>	BLUE	16-14
<b>NBYHS</b>	YELLOW	12-10
<b>NB8RHS</b>	RED	8


### CRIMP CAP

		GAUGE
<b>CC16</b>	WHITE	16-14
<b>CC12</b>	WHITE	12-10
<b>CC8</b>	WHITE	8-6

### NYLON FEMALE DISCONNECT

<b>1X &amp; 2X CRIMP</b>		
		GAUGE
<b>NFDR</b>	RED	22-18
<b>NFDB</b>	BLUE	16-14
<b>NFDY</b>	YELLOW	12-10

### NYLON MALE DISCONNECT

<b>1X &amp; 2X CRIMP</b>		
		GAUGE
<b>NMDR</b>	RED	22-18
<b>NMDB</b>	BLUE	16-14
<b>NMDY</b>	YELLOW	12-10

### VINYL FEMALE DISCONNECT

		GAUGE
<b>VFFDR</b>	RED	22-18
<b>VFFDB</b>	BLUE	16-14
<b>VFFDY</b>	YELLOW	12-10

### VINYL FEMALE DISCONNECT

		GAUGE
<b>VFDR</b>	RED	22-18
<b>VFDB</b>	BLUE	16-14
<b>VFDB187</b>	BLUE .187	16-14
<b>VFDB110</b>	BLUE .110	16-14
<b>VF DY</b>	YELLOW	12-10

### VINYL MALE DISCONNECT

		GAUGE
<b>VMDR</b>	RED	22-18
<b>VMDB</b>	BLUE	16-14
<b>VMDY</b>	YELLOW	12-10


### NYLON BULLET CONNECTOR

		GAUGE
<b>BNFR</b>	RED FEMALE	22-18
<b>BNMR</b>	RED MALE	22-18
<b>BNFB</b>	BLUE FEMALE	16-14
<b>BNMB</b>	BLUE MALE	16-14

### VINYL BULLET CONNECTOR

		GAUGE
<b>BVFR</b>	RED FEMALE	22-18
<b>BVMR</b>	RED MALE	22-18
<b>BVFB</b>	BLUE FEMALE	16-14
<b>BVMB</b>	BLUE MALE	16-14

### RING TERMINAL

		GAUGE
<b>RR8</b>	RED # 8	22-18
<b>RR10</b>	RED # 10	22-18
<b>RB8</b>	BLUE # 8	16-14
<b>RB10</b>	BLUE # 10	16-14
<b>RB14</b>	BLUE 1/4"	16-14
<b>RB56</b>	BLUE 5/16"	16-14
<b>RB38</b>	BLUE 3/8"	16-14


### RING TERMINAL

		<b>8, 6, &amp; 4 GAUGE</b>
		GAUGE
<b>RY8</b>	YELLOW # 8	12-10
<b>RY10</b>	YELLOW # 10	12-10
<b>RY14</b>	YELLOW 1/4"	12-10
<b>RY56</b>	YELLOW 5/16"	12-10
<b>RY38</b>	YELLOW 3/8"	12-10
<b>RY12</b>	YELLOW 1/2"	12-10


### SPADE TERMINAL

		GAUGE
<b>SR8</b>	RED #8	22-18
<b>SB8</b>	BLUE #8	16-14
<b>SY8</b>	YELLOW #8	12-10


### QUICK SPLICE

		GAUGE
<b>QSR</b>	RED	22-18
<b>QSB</b>	BLUE	16-14
<b>QSY</b>	YELLOW	12-10

### T-TAP CONNECTOR

		GAUGE
<b>TTR</b>	RED	22-18
<b>TTB</b>	BLUE	16-14
<b>TTY</b>	YELLOW	12-10

### DIODE AND RESISTOR

		
<b>D1A</b>	DIODE	1AMP
<b>D3A</b>	DIODE	3AMP
<b>D6A</b>	DIODE	6AMP
<b>RES</b>	RESISTOR	VARIES

### 3M FEMALE DISCONNECT

		GAUGE
<b>3M71FN</b>	RED	22-18
<b>3M72FN</b>	BLUE	16-14
<b>3M73FN</b>	YELLOW	12-10


### 3M MALE DISCONNECT

		GAUGE
<b>3M71MN</b>	RED	22-18
<b>3M72MN</b>	BLUE	16-14
<b>3M73MN</b>	YELLOW	12-10

### 3M SCOTCHLOK

		
		GAUGE
<b>3M558</b>	PINK	22-16
<b>3M902</b>	BROWN	18-14, 12-10

### 3M SCOTCHLOK

		GAUGE
<b>3M801</b>	BLUE	16-14
<b>3M905</b>	RED	22-18, 18-14


### 3M T-TAP

		GAUGE
<b>3M951</b>	RED	22-18
<b>3M952</b>	BLUE	16-14
<b>3M953</b>	YELLOW	12-10

### 3M TAPE

		
<b>3M1400</b>		3/4" X 60 FEET

**RANGE EXTENDER ANTENNA**



**GPSANT** GPS SMA  
**MPANT** PAGER MOTO  
**RSANT** ALARM RCA

**ALARM WALL MOUNT DISPLAY**



**DISP** ALARM DISPLAY

**15-WATT ALARM SIREN**



**SC615** SIX TONE SIREN

**20-WATT ALARM SIREN**



**SA120** ONE TONE MINI SIREN

**BACKUP BATTERY SIREN**



**NBS6** 20-WATT MINI SIREN

**PIEZOE SIREN**



**PZ1** CONE SHAPE SIREN  
**PZ9** SQUARE SHAPE SIREN

**AIR HORN SYSTEM**



**AH2** SUPER LOUD

**BEEPER**




**BP** CONTINUOUS OUTPUT

**VAN DOOR SWITCH**



**VDSF** SLIDING DOOR SWITCH

**FLANGE-MOUNT PIN SWITCH**



**DS** FLANGE MOUNT 1 1/8"  
**VPS** VERTICAL MOUNT 1 1/2"

**BRASS PIN SWITCH**



**ADJUSTABLE**  
**PSG2** PIN SWITCH W/ NUT 2"  
**PSG3** PIN SWITCH W/ NUT 2 5/8"

**METAL PIN SWITCH**



**PSM2** PIN SWITCH 2"  
**PSM3** PIN SWITCH 2 5/8"

**SUPER PIN SWITCH**



**HEAVY DUTY**  
**ADJUSTABLE**  
**HS** PIN SWITCH W/ NUT 2 3/4"

**PLUNGER PIN SWITCH**



**HEAVY DUTY**  
**ADJUSTABLE**  
**PS15** PIN SWITCH W/ NUT 2"

**NYLON PIN SWITCH**




**ADJUSTABLE**  
**PSP** PIN SWITCH 2 1/2"

**PIN SWITCH BRACKET**



**SAB** ANGLE BRACKET  
**SFB** FLAT BRACKET

**MAGNET SWITCH**



**MGT** N/C OR N/O

**TILT SWITCH**




**MCS** ADJUSTABLE BRACKET

**ROUND ACE KEY AND LOCK**



**RKL** ON / OFF SWITCH

**KEY CHAIN**



**KCQD**  
**KC** METAL COLOR  
**KCG** GOLD COLOR  
**KCQD** QUICK DISCONNECT